



Zoron Manufacturing
Serving Businesses Since 1975



D Rings, Rings



Snap Hooks



Slides & Loops



Buckles



Quick Links



Trigger Snaps



Swivels



Cleats & Pulleys

☎ (866) 395-4411

FAX (866) 559-6766

🌐 www.zoronmfg.com

✉ info@zoronmfg.com



Index

ZORON



Page 5



Page 5



Page 5



Page 5



Page 5



Page 6



Page 6



Page 6



Page 6



Page 6



Page 7



Page 7



Page 7



Page 7



Page 7



Page 8



Page 8



Page 8



Page 8



Page 8



Page 9



Page 9



Page 9



Page 9



Page 9



Page 10



Page 10



Page 10



Page 10



Page 10



Page 11



Page 11



Page 11



Page 11



Page 11



Page 12



Page 12



Page 12



Page 12



Page 13




Page 13



Page 13



Page 14



Page 14



Page 14



Page 14



Page 15



Page 15



Page 15



Page 15



Page 15



Page 16



Page 16



Page 16



Page 16



Page 17



Page 17



Page 17



Page 17



Page 17



Page 18



Page 18



Page 18



Page 18



Page 18



Page 19



Page 19



Page 19



Page 19



Page 19

Index



Page 20



Page 20



Page 21



Page 21



Page 21



Page 21



Page 21



Page 22



Page 22



Page 22



Page 22



Page 22




Page 23



Page 23



Page 23



Page 23



Page 24



Page 24



Page 24



Page 24



Page 24



Page 25



Page 25



Page 25



Page 26



Page 26



Page 26



Page 26



Page 26



Page 27



Page 27



Page 27



Page 27




Page 27



Page 28



Page 28



Page 28



Page 28



Page 28



Page 29



Page 29



Page 29



Page 29



Page 29



Page 30



Page 30



Page 30



Page 30



Page 30



Page 31



Page 31



Page 31



Page 31



Page 31



Page 32



Page 32



Page 32



Page 32



Page 32



Page 33



Page 34



Page 34



Page 34



Page 34



Page 34



Page 35



Page 35



Page 35



Page 35



Page 35

ZORON

Index



Page 36



Page 36



Page 36



Page 37



Page 37



Page 37



Page 37



Page 37



Page 38



Page 38



Page 38



Page 38



Page 38



Page 39



Page 39



Page 39



Page 39



Page 40





Page 40

ZORON

Diecast Zinc

IMITATION ROLLER BUCKLE

Nickel Plated





A = Strap Size

Part #	A
414 Z 3/8	3/8
414 Z 1/2	1/2
414 Z 5/8	5/8
414 Z 3/4	3/4
414 Z 1	1

SQUARED DOUBLE BAR BUCKLE

Nickel Plated




A = Strap Size

Part #	A
146 Z 3/8	3/8
146 Z 1/2	1/2
146 Z 5/8	5/8
146 Z 3/4	3/4
146 Z 1	1

ROUNDED DOUBLE BAR BUCKLE

Nickel Plated




A = Strap Size

Part #	A
147 Z 3/8	3/8
147 Z 1/2	1/2
147 Z 5/8	5/8
147 Z 3/4	3/4
147 Z 1	1

SWIVEL STRAP EYE TRIGGER SNAP

Nickel Plated


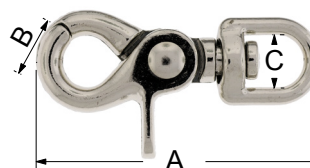


A = Length / B = Snap Opening / C = Eye

Part #	A	B	C
5015 Z 5/8	2 1/2	3/8	5/8
5015 Z 3/4	2 1/2	13/32	3/4
5015 Z 1	2 1/2	9/16	1
5015 Z 1 1/2	2 1/2	9/16	1 1/2

SWIVEL EYE TRIGGER SNAP

Nickel Plated



A = Length / B = Snap Opening / C = Eye

Part #	A	B	C
5013 Z 3/8	2 1/2	3/8	3/8
5013 Z 1/2	2 1/2	3/8	1/2
5013 Z 5/8	2 5/8	7/16	5/8
5013 Z 3/4	2 5/8	1/2	3/4


Diecast Zinc

ZORON

Diecast Zinc

DOUBLE ENDED BOLT SNAP

Nickel Plated



Part #	A	B
161 Z	3 1/2	3/8
162 Z	4	3/8
163 Z	4 5/8	7/16

A = Length / B = Snap Opening

SMALL SWIVEL EYE SNAP HOOK

Nickel Plated




Part #	A	B	C
152 Z 1/4	1 1/2	5/32	1/4

A = Length / B = Snap Opening / C = Eye

SWIVEL EYE LATCH SNAP

Nickel Plated




Part #	A	B	C
155 Z 1/2	2	5/16	1/2

A = Length / B = Snap Opening / C = Eye

RIGID STRAP EYE BOLT SNAP

Nickel Plated




Part #	A	B	C
25 Z 3/4	3	5/16	3/4
25 Z 1	3 1/4	3/8	1

A = Length / B = Snap Opening / C = Eye

RIGID EYE BOLT SNAP

Nickel Plated



Part #	A	B	C
125 Z 5/8	3 3/8	3/8	5/8
125 Z 3/4	3 1/2	3/8	3/4


A = Length / B = Snap Opening / C = Eye

Diecast Zinc

RIGID STRAP EYE SPRING SNAP

Nickel Plated

Part #	A	B	C
200 Z 1	3	5/16	1




A = Length / B = Snap Opening / C = Eye

SMALL SWIVEL EYE BOLT SNAP

Nickel Plated

Part #	A	B	C
205 Z 1/4	1 1/2	5/32	1/4




A = Length / B = Snap Opening / C = Eye

SWIVEL STRAP EYE BOLT SNAP

Nickel Plated

Part #	A	B	C
217 Z 1/2	2 1/2	1/4	1/2
217 Z 5/8	2 1/2	13/64	5/8
217 Z 3/4	3	3/8	3/4
217 Z 1	3 1/4	3/8	1
217 Z 1 1/2	3 1/4	3/8	1 1/2
217 Z 2	3 1/4	3/8	2




A = Length / B = Snap Opening / C = Eye

SWIVEL EYE BOLT SNAP

Nickel Plated

Part #	A	B	C
225 Z 1/2	3 1/4	1/4	1/2
225 Z 5/8	3 1/2	7/16	5/8
225 Z 3/4	3 5/8	3/8	3/4
225 Z 1	3 7/8	7/16	1



A = Length / B = Snap Opening / C = Eye

RIGID EYE MARINE SNAP

Nickel Plated

Part #	A	B	C
249 Z 1	2 3/8	1/4	1/2
249 Z 2	2 1/2	7/16	9/16
249 Z 3	3 1/4	1/2	5/8



A = Length / B = Snap Opening / C = Eye


Diecast Zinc

ZORON

Diecast Zinc

SWIVEL EYE MARINE SNAP

Nickel Plated



Part #	A	B	C
251 Z 1	3 5/16	1/2	11/16
251 Z 2	3 3/8	1/2	3/4
251 Z 3	3 3/4	1/2	7/8

A = Length / B = Snap Opening / C = Eye

SWIVEL EYE DECOY SNAP

Nickel Plated



Part #	A	B	C
334 Z 3/8	2	7/32	3/8

A = Length / B = Snap Opening / C = Eye

SMALL RIGID EYE SPRING SNAP

Nickel Plated



Part #	A	B	C
340 Z 1/2	1 5/8	11/64	1/2
340 Z 3/4	1 3/4	3/16	3/4

A = Length / B = Snap Opening / C = Eye

DOG LEAD SWIVEL SNAP

Nickel Plated

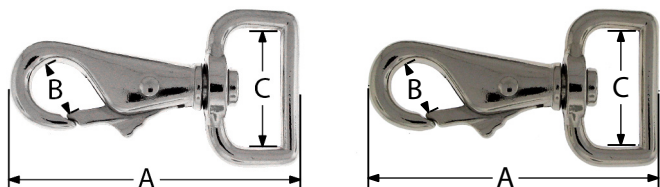


Part #	A	B	C
437 Z 3/8	2 1/2	3/16	3/8
437 Z 1/2	2 1/2	1/4	1/2

A = Length / B = Snap Opening / C = Eye

SWIVEL STRAP EYE BOLT SNAP

Nickel Plated



Part #	A	B	C
4800 Z 1	2 1/2	.23	1
4800 Z 2	2 1/2	.23	2


A = Length / B = Snap Opening / C = Eye

Diecast Zinc

SMALL SWIVEL EYE BOLT SNAP

Nickel Plated

Part #	A	B	C
569 Z 3/4	1 11/16	1/4	3/4




A = Length / B = Snap Opening / C = Eye

SWIVEL STRAP EYE SPRING SNAP

Nickel Plated

Part #	A	B	C
4350 Z 3/4	2 1/2	1/4	3/4
4350 Z 1	2 1/2	1/4	1




A = Length / B = Snap Opening / C = Eye

SWIVEL STRAP EYE SPRING SNAP

Nickel Plated

Part #	A	B	C
828 Z 1	2 1/2	9/32	1
828 Z 1 1/2	2 1/2	9/32	1 1/2




A = Length / B = Snap Opening / C = Eye

SWIVEL STRAP EYE LATCH SNAP

Nickel Plated

Part #	A	B	C
848 Z 3/4	3 3/16	3/8	3/4
848 Z 1	3	7/16	1
848 Z 2	3 1/4	3/8	2




A = Length / B = Snap Opening / C = Eye

SWIVEL STRAP EYE SNAP HOOK

Nickel Plated

Part #	A	B	C
871 Z 3/4	1 7/8	5/16	3/4



A = Length / B = Snap Opening / C = Eye


Diecast Zinc

ZORON

Diecast Zinc

SMALL SWIVEL EYE BOLT SNAP

Nickel Plated




Part #	A	B	C
5300 Z 3/8	2 1/4	9/32	3/8

A = Length / B = Snap Opening / C = Eye

SWIVEL STRAP EYE BOLT SNAP

Nickel Plated




Part #	A	B	C
5579 Z 1/2	2	1/4	1/2

A = Length / B = Snap Opening / C = Eye

SWIVEL EYE LEASH SNAP

Nickel Plated




Part #	A	B	C
5025 Z 3/8	3	1/4	3/8
5025 Z 1/2	3 1/8	1/4	1/2
5025 Z 5/8	3 3/16	3/8	5/8
5025 Z 3/4	3 1/4	1/4	3/4

A = Length / B = Snap Opening / C = Eye

SWIVEL EYE LEASH SNAP

Nickel Plated




Part #	A	B	C
5045 Z 3/8	2 5/8	1/4	7/16

A = Length / B = Snap Opening / C = Eye

SWIVEL EYE BOLT SNAP

Nickel Plated



Part #	A	B	C
5055 Z 1/2	2 3/8	1/4	1/2

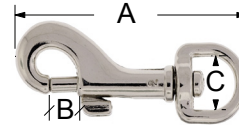
A = Length / B = Snap Opening / C = Eye

Diecast Zinc

SMALL SWIVEL EYE BOLT SNAP

Nickel Plated

Part #	A	B	C
5079 Z 3/8	2	3/8	3/8




A = Length / B = Snap Opening / C = Eye

SWIVEL STRAP EYE SLIDE SNAP

Nickel Plated

Part #	A	B	C
4910 Z 5/8	2 3/8	.22	5/8
4910 Z 3/4	2 3/8	.22	3/4
4910 Z 1	2 1/2	.25	1




A = Length / B = Snap Opening / C = Eye

SWIVEL EYE SLIDE SNAP

Nickel Plated

Part #	A	B	C
4900 Z 3/8	2 3/8	5/32	3/8
4900 Z 1/2	2 1/2	5/32	1/2



A = Length / B = Snap Opening / C = Eye


Diecast Zinc

ZORON

Diecast Zinc

Diecast Zinc

EYE & EYE SWIVEL Nickel Plated



A = Length / B = Eye

Part #	A	B
175 Z 3/8	1 7/8	3/8 x 3/8
175 Z 5/8	2 5/8	5/8 x 5/8
175 Z 3/4	2 3/4	3/4 x 3/4
175 Z 1	3 1/8	1 x 1

ZORON

CLEAT Nickel Plated



A = Length / B = Hole Size

Part #	A	B
616 2 1/2	2 1/2	5/32
616 4 1/2	4 1/2	3/16
616 6	6	15/64

ROUND RING Nickel Plated



A = Inside Diameter / B = Wire Dia.

Part #	A	B
7 Z 3/8	3/8	2.75mm
7 Z 1/2	1/2	2.75mm
7 Z 5/8	5/8	2.75mm
7 Z 3/4	3/4	3mm
7 Z 1	1	3.75mm

D-RING Nickel Plated



A = Inside Flat / B = Inside Height / C = Wire Dia.

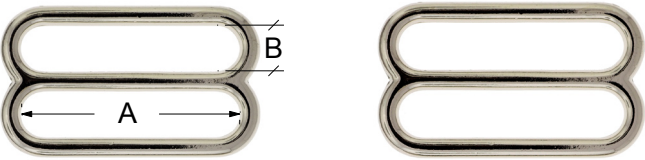
Part #	A	B	C
452 Z 3/8	3/8	7/16	2.25mm
452 Z 1/2	1/2	1/2	2.75mm
452 Z 5/8	5/8	9/16	2.85mm
452 Z 3/4	3/4	11/16	3.25mm
452 Z 1	1	7/8	4.5mm

Diecast Zinc

WIDE SLOT SLIDE

Nickel Plated

Part #	A	B
2300 Z 1 T	1	1/4
2300 Z 1 1/2 T	1 1/2	5/16

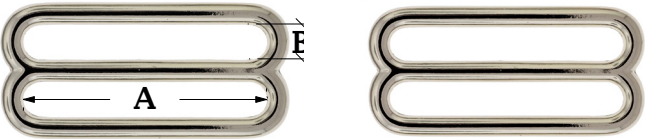


A = Strap Size / B = Slot

Part #	A	B
2300 Z 3/8	3/8	5/32
2300 Z 1/2	1/2	5/32
2300 Z 5/8	5/8	11/64
2300 Z 3/4	3/4	3/16
2300 Z 1	1	13/64
2300 Z 1 1/2	1 1/2	7/32
2300 Z 2	2	3/16

SLIDE

Nickel Plated

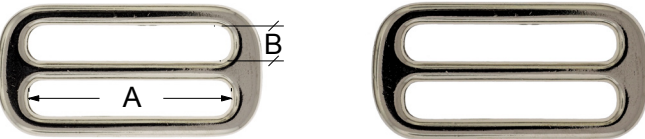


A = Strap Size / B = Slot


Part #	A	B
2304 Z 1 1/2	1 1/2	1/4
2304 Z 2	2	9/32

SLIDE

Nickel Plated



A = Strap Size / B = Slot



2304

2300 T

2300

Product comparison - Slides shown in same strap size


Diecast Zinc

ZORON

Brass

Brass

ROUND RING




A = Inside Dia. / B = Wire Dia.

Part #	A	B
7 B 1/2	1/2	.135
7 B 5/8	5/8	.14
7 B 3/4	3/4	.15
7 B 1	1	.20
7 B 1 1/8	1 1/8	.20
7 B 1 1/4	1 1/4	.20
7 B 1 1/2	1 1/2	.243
7 B 1 3/4	1 3/4	.243
7 B 2	2	.243

ZORON


IMITATION ROLLER BUCKLE



A = Length / B = Strap Size

Part #	A	B
150 B 3/4	1 3/4	3/4
150 B 1	2 1/8	1

DOUBLE ENDED BOLT SNAP



A = Length / B = Snap Opening

Part #	A	B
160 B	3	1/4
161 B	3 1/2	3/8
162 B	4	5/16
163 B	4 1/2	3/8

EYE & EYE SWIVEL




A = Length / B = Eye

Part #	A	B
175 B 3/4	2 5/8	3/4

Brass

SWIVEL STRAP EYE BOLT SNAP


Part #	A	B	C
217 B 5/8	2 7/8	3/8	5/8
217 B 3/4	3	3/8	3/4
217 B 1	3	7/16	1



A = Length / B = Snap Opening / C = Eye

SWIVEL EYE BOLT SNAP


Part #	A	B	C
225 B 5/8	3 1/8	5/16	5/8
225 B 3/4	3 3/16	3/8	3/4
225 B 1	3 5/8	7/16	1



A = Length / B = Snap Opening / C = Eye

SWIVEL EYE BOLT SNAP


Part #	A	B	C
228 B 5/8	3 7/8	7/16	5/8
228 B 3/4	4	1/2	3/4



A = Length / B = Snap Opening / C = Eye

OPEN EYE BOLT SNAP

Part #	A	B	C
232 B	4	5/16	9/16



A = Length / B = Snap Opening / C = Eye

RIGID EYE MARINE SNAP

Part #	A	B	C
249 B 0	2 3/16	1/4	3/8
249 B 1	2 3/4	3/8	5/8
249 B 2	3 5/16	9/16	3/4
249 B 3	3 7/8	9/16	3/4



A = Length / B = Snap Opening / C = Eye

Brass

ZORON

Brass

Brass


SWIVEL EYE MARINE SNAP



Part #	A	B	C
251 B 1	3 1/4	5/16	5/8
251 B 2	3 3/4	7/16	3/4
251 B 3	4 1/2	1/2	3/4

A = Length / B = Snap Opening / C = Eye

SWIVEL EYE BOLT SNAP




Part #	A	B	C
255 B 1 1/4	4 3/4	5/8	1 1/4

A = Length / B = Snap Opening / C = Eye

ZORON

SWIVEL EYE DECOY SNAP



Part #	A	B	C
334 B 3/8	2 7/32	3/16	3/8

A = Length / B = Snap Opening / C = Eye

SMALL SWIVEL EYE BOLT SNAP



Part #	A	B	C
350 B 1/2	2 1/4	1/4	1/2

A = Length / B = Snap Opening / C = Eye

SWIVEL EYE BOLT SNAP



Part #	A	B	C
5079 B 7/16	2 7/32	1/4	7/16

A = Length / B = Snap Opening / C = Eye

Brass

SMALL SWIVEL EYE BOLT SNAP


Part #	A	B	C
5900 B 3/8	1 3/4	3/16	3/8



A = Length / B = Snap Opening / C = Eye

SWIVEL EYE BOLT SNAP

Part #	A	B	C
825 B 3/4	3 1/2	15/32	3/4




A = Length / B = Snap Opening / C = Eye

SWIVEL EYE BOLT SNAP

Chrome Plated Brass


Part #	A	B	C
825 CB 3/4	3 1/2	15/32	3/4



A = Length / B = Snap Opening / C = Eye

BUTTERFLY SNAP


Part #	A	B	C
827 B 3/4	3 11/16	1/2	3/4



A = Length / B = Snap Opening / C = Eye

SWIVEL EYE BOLT SNAP

Part #	A	B	C
5025 B 3/8	2 7/8	15/64	3/8
5025 B 1/2	2 29/32	9/32	1/2
5025 B 5/8	3 1/8	5/16	5/8



A = Length / B = Snap Opening / C = Eye

Brass

ZORON

Brass

Brass

SMALL SWIVEL EYE BOLT SNAP




Part #	A	B	C
5055 B 3/8	2 3/8	3/16	3/8
5055 B 1/2	2 1/2	1/4	1/2

A = Length / B = Snap Opening / C = Eye

ZORON


RIGID EYE LATCH SNAP



Part #	A	B	C
2311 B 3/4	4 1/8	1/2	3/4
2311 B 1 1/8	4 3/4	5/8	1 1/8

A = Length / B = Snap Opening / C = Eye


SWIVEL EYE TRIGGER SNAP



Part #	A	B	C
5013 B 1/2	2 1/2	3/8	1/2
5013 B 5/8	2 5/8	3/8	5/8

A = Length / B = Snap Opening / C = Eye


SWIVEL STRAP EYE TRIGGER SNAP



Part #	A	B	C
5015 B 5/8	2 5/8	3/8	5/8
5015 B 3/4	2 5/8	3/8	3/4
5015 B 1	2 5/8	1/2	1

A = Length / B = Snap Opening / C = Eye

D-RING, LOW RISE



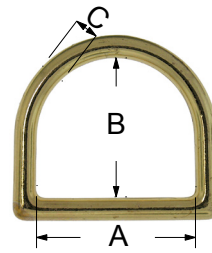
Part #	A	B	C ≈
3250 B 1.5 L	1.5	1	3.75mm
3250 B 2 L	2	1	3.75mm

A = Inside Flat / B = Inside Height / C = Wire Dia.

Brass

D- RING

Part #	A	B	C ≈
3250 B 1/2	1/2	1/2	3mm
3250 B 3/4	3/4	3/4	3.75mm
3250 B 7/8	7/8	3/4	4.0 mm
3250 B 1	1	7/8	4.25mm
3250 B 1 1/4	1 1/4	1	4.5mm
3250 B 1 1/2	1 1/2	1 1/4	5mm
3250 B 2	2	17/16	6.5mm





A = Inside Flat / B = Inside Height / C = Wire Dia.

SLIDE

Nickel Plated Solid Brass


Part #	A	B
2300 B 3/4 NP	3/4	1/4
2300 B 1 NP	1	1/4
2300 B 2 NP	2	1/4



A = Inside Width / B = Inside Height

SLIDE


Part #	A	B
2300 B 1/2	1/2	1/4
2300 B 3/4	3/4	1/4
2300 B 1	1	1/4
2300 B 1 1/2	1 1/2	1/4
2300 B 2	2	1/4



A = Inside Width / B = Inside Height

ROPE CLAMP

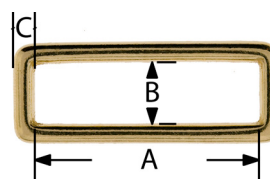
Part #	A	B
611 B	1 3/4	3/8 to 1/2



A = Length / B = Rope Size

LOOP

Part #	A	B	C
4950 B 1	1	3/8	1
4950 B 1.5	1.5	3/8	1.5
4950 B 2	2	3/8	2



A = Inside Width / B = Inside Height / C = Wire Dia.


Brass

ZORON

Brass

SWIVEL EYE SNAP

Solid Brass



Part #	A	B	C
3142 B 7/8	4	5/8	7/8

A = Length / B = Snap Opening / C = Eye

Brass

ZORON

Stainless Steel

DOUBLE ENDED BOLT SNAP


Part #	A	B
162 S	4	3/8
163 S	4 13/16	1/2



A = Length / B = Snap Opening

SWIVEL STRAP EYE BOLT SNAP

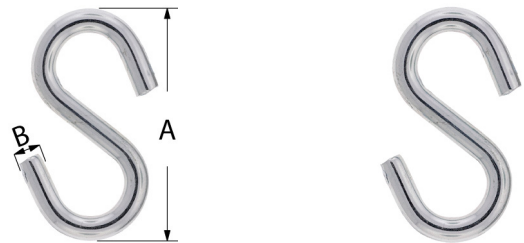
Part #	A	B	C
217 S 1	3 1/4	7/16	1



A = Length / B = Snap Opening / C = Eye

S-HOOK


Part #	A	B
267 S 5/32	1 3/8	5/32



A = Length / B = Wire Dia.

EYE & EYE SWIVEL


Part #	A	B
318	2 5/16	1/2 x 1/2
319	2 5/8	5/8 x 5/8
320	3 1/2	3/4 x 3/4



A = Length / B = Eye

SWIVEL EYE BOLT SNAP

Part #	A	B	C
325 S 3/8	3	9/32	3/8
325 S 1/2	3 1/2	3/8	1/2
325 S 5/8	3 1/2	3/8	5/8
325 S 3/4	3 5/8	3/8	3/4
325 S 1	4	7/16	1



A = Length / B = Snap Opening / C = Eye

Stainless Steel

ZORON

Stainless Steel


RIGID EYE MARINE SNAP



A = Length / B = Snap Opening / C = Eye

Part #	A	B	C
349 0	2 1/8	3/16	3/8
349 1	2 3/4	3/8	5/8
349 2	3 1/4	1/2	3/4
349 3	3 3/4	9/16	3/4


SWIVEL EYE MARINE SNAP



A = Length / B = Snap Opening / C = Eye

Part #	A	B	C
351 1	3 5/16	3/8	5/8
351 2	3 7/8	1/2	3/4
351 3	4 5/8	9/16	3/4

SWIVEL EYE BOLT SNAP



A = Length / B = Snap Opening / C = Eye

Part #	A	B	C
355 1 1/4	4 7/8	9/16	1 1/4

RIGID EYE LATCH SNAP



A = Length / B = Snap Opening / C = Eye

Part #	A	B	C
2311 S 3/4	4 1/16	19/32	3/4
2311 S 1 1/8	4 5/8	3/4	1 1/8

GATE SNAP



A = Length / B = Snap Opening / C = Eye

Part #	A	B	C
368 2	2	7/16	1/4
368 4	4	7/8	1/2

Stainless Steel

WIRE ROPE CLIP


Part #	A	B
602 3/16	3/16	3
602 1/4	1/4	3
602 5/16	5/16	3
602 3/8	3/8	3



A = Cable Size / B = # of Clips Needed

WIRE ROPE THIMBLE

Part #	A	B	C
625 1/8	1 3/4	1/8	5/8
625 3/16	1 13/16	3/16	1/2
625 1/4	2	1/4	11/16
625 5/16	2 1/2	5/16	3/4



A = Length / B = Cable Size / C = Inside Width

Wire rope clips are not to be used on plastic coated cable without first stripping off plastic. Wire rope clips should be installed over bare cable only.


Warning: Nuts must be retightened or re-torqued regularly!



Right Way

QUICK LINK


Part #	A	B	C	D
682 1/8	1 7/16	3/16	1/8	3/8
682 3/16	1 15/16	1/4	3/16	1/2
682 1/4	2 5/16	5/16	1/4	9/16
682 5/16	2 7/8	3/8	5/16	5/8
682 3/8	3 3/16	1/2	3/8	3/4



A = Length / B = Jaw Opening / C = Wire Dia.
D = Inside Width

WIDE JAW QUICK LINK

Part #	A	B	C	D
685 1/8	1 13/16	3/8	1/8	13/32
685 3/16	2 7/16	1/2	3/16	9/16
685 1/4	2 3/4	9/16	1/4	9/16




A = Length / B = Jaw Opening / C = Wire Dia.
D = Inside Width

Stainless Steel

ZORON

Stainless Steel


CAM BUCKLE



A = Length / B = Strap Size

Part #	A	B
1095 S 1	1 3/4	1

D-RING



A = Inside Width / B = Inside Height / C = Wire Dia.

Part #	A	B	C ≈
3252 3/4	3/4	5/8	4mm
3252 1	1	7/8	5.2mm
3252 1 1/2	1 1/2	1 7/16	6mm
3252 2	2	1 11/16	5mm


LOOP



A = Inside Width / B = Inside Height / C = Wire Dia.

Part #	A	B	C ≈
3950 S 1	1	1/2	3/16


SPRING SNAP WITH GROMMET



A = Length / B = Snap Opening / C = Eye
D = Wire Dia.

Part #	A	B	C	D
2419 3/16	2 1/8	1/4	1/4	3/16
2419 1/4	2 3/8	1/4	5/16	1/4
2419 5/16	3 1/8	3/8	7/16	5/16
2419 3/8	4	1/2	1/2	3/8
2419 7/16	4 3/4	5/8	5/8	7/16

SPRING SNAP



A = Length / B = Snap Opening / C = Eye
D = Wire Dia.

Part #	A	B	C	D
2452 3/16	2 1/8	1/4	1/4	3/16
2452 1/4	2 3/8	1/4	5/16	1/4
2452 5/16	3 1/8	3/8	7/16	5/16
2452 3/8	4	1/2	1/2	3/8
2452 7/16	4 3/4	5/8	5/8	7/16
2452 1/2	6 3/8	7/8	9/16	1/2

Stainless Steel

RIGID STRAP EYE SPRING SNAP Stainless Steel


Part #	A	B	C
4390 S 1	2 5/32	3/8bbb	1



A = Length / B = Snap Opening / C = Eye

CLIP & DEE Stainless Steel

Part #	A	B	C
1954 S 5/8	5/8	7/16	3/16
1954 S 1	1	5/8	3/16



A = Inside Flat / B = Inside Height / C = Wire Diameter


Stainless Steel

ZORON

Stainless Steel

Stainless Steel


SWIVEL EYE TRIGGER SNAP



Part #	A	B	C
5013 S 1/2	2 7/8	11/32	1/2
5013 S 5/8	3	1/2	5/8

A = Length / B = Snap Opening / C = Eye

SWIVEL STRAP EYE TRIGGER SNAP



Part #	A	B	C
5015 S 3/4	2 1/2	7/16	3/4
5015 S 1	2 11/16	9/16	1

A = Length / B = Snap Opening / C = Eye

ZORON

WELDED ROUND RING



A = Inside Dia. / B = Wire Dia.

Part #	A	B
7 S 3/4	3/4	3.5mm
7 S 1	1	5mm
7 S 1 1/2	1 1/2	6mm
7 S 2	2	6mm

DOUBLE BAR ROLLER BUCKLE



A = Inside Diameter

Part #	A
990 S 1 1/2	1 1/2

SPRING SNAP #304 Stainless



Part #	A	B	C	D
734	40 mm	.17 mm	.20 mm	3.7 mm

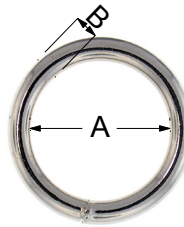
A = Length / B = Snap Opening / C = Eye
D = Wire Dia.

Steel

WELDED ROUND RING

Nickel Plated

Part #	A	B
3 NP 1 1/2	1 1/2	.243
3 NP 1 3/4	1 3/4	.243
3 NP 2	2	.243
3 NP 2 1/2	2 1/2	.243
3 NP 3	3	.282

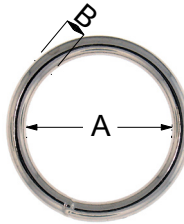


A = Inside Dia. / B = Wire Dia.

WELDED ROUND RING

Nickel Plated

Part #	A	B ≈
7 NP 1/2	1/2	.177
7 NP 3/4	3/4	.177
7 NP 1	1	.177
7 NP 1 1/4	1 1/4	.177

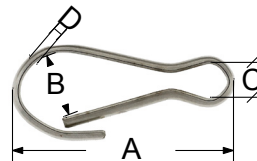


A = Inside Dia. / B = Wire Dia.

SMALL KEY SNAP

Nickel Plated Spring Steel

Part #	A	B	C	D
702	1	3/32	5/32	2.2mm

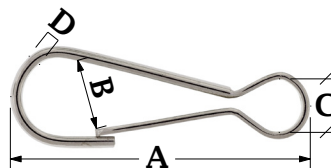


A = Length / B = Snap Opening / C = Eye
D = Wire Dia.

SPRING SNAP

Nickel Plated Steel Wire

Part #	A	B	C	D
718	2 5/8	3/8	1/2	4.5mm




A = Length / B = Snap Opening / C = Eye
D = Wire Dia.

SPRING SNAP

Nickel Plated Steel Wire

Part #	A	B	C
7045	1 3/4	1/8	1/4




A = Length / B = Snap Opening / C = Eye

Steel

ZORON

Steel


ROPE CLAMP Zinc Plated



A = Inside Width / B = Length

Part #	A	B
609 3/8	11/16	1 9/16
609 1/2	13/16	1 1/2
609 5/8	1	2


WIRE ROPE THIMBLE Zinc Plated



A = Length / B = Rope/Cable Size

Part #	A	B
623 1/8	1 3/4	1/8
623 3/16	1 5/8	3/16
623 1/4	2	1/4
623 5/16	2 1/8	5/16
623 3/8	2 1/2	3/8


QUICK LINK Zinc Plated



A = Length / B = Opening / C = Wire Dia.
D = / Inside Height

Part #	A	B	C	D
680 1/8	1 7/16	3/16	1/8	3/8
680 3/16	1 15/16	1/4	3/16	1/2
680 1/4	2 5/16	5/16	1/4	9/16
680 5/16	2 7/8	3/8	5/16	5/8
680 3/8	3 1/4	1/2	3/8	3/4

WIDE JAW QUICK LINK Zinc Plated



A = Length / B = Snap Opening / C = Wire Dia.
D = Inside Width

Part #	A	B	C	D
681 1/8	1 13/16	3/8	1 1/2	3/8
681 3/16	2 7/16	1/2	2 1/16	1/2
681 1/4	2 3/4	9/16	2 13/32	17/32

DELTA QUICK LINK Zinc Plated



A = Height / B = Jaw Opening / C = Wire Dia.


Part #	A	B	C
2360 1/8	1 3/8	3/16	1/8
2360 3/16	1 1/2	7/32	3/16
2360 1/4	2 3/16	9/32	1/4

Steel

PEAR SHAPED QUICK LINK

Nickel or Brass Plated

Part #	A	B	C
7370	1 7/16	5/32	2.5mm
7371	1 5/8	9/32	3mm




A = Length / B = Snap Opening / C = Wire Dia.

HINGED BINDER RING

Nickel Plated

Part #	A
80 NP 1	1
80 NP 2	2
80 NP 3	3
80 NP 5	5

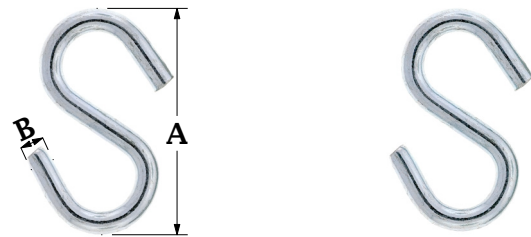


A = Inside Closed

S HOOK

Zinc Plated

Part #	A	B
267 3/16	1 3/4	3/16
267 1/4	2 1/2	1/4
267 5/16	2 15/16	5/16




A = Length / B = Wire Dia.

BIT SNAP

Zinc Plated Steel, Round Wire Gate

Part #	A	B	C
422 2 1/4	2 1/4	1/4	3/16
422 2 1/2	2 1/2	5/16	1/4




A = Length / B = Snap Opening / C = Wire Dia.

SNAP HOOK

Zinc Plated

Part #	A	B	C
463 1/2	4	1/2	1/2



A = Length / B = Snap Opening / C = Eye

Steel

ZORON

Steel

D-RING

Nickel Plated Welded Steel




A = Inside Flat / B = Inside Height / C = Wire Dia.

Part #	A	B	C
3250 3/4	3/4	5/8	4.5mm
3250 7/8	7/8	3/4	5.0mm
3250 1	1	7/8	5mm
3250 1 1/4	1 1/4	1 1/16	5.7mm
3250 1 1/2	1 1/2	1 7/16	6mm
3250 2	2	1 5/32	6mm

Steel

LOW RISE D-RING

Nickel Plated Welded Steel




A = Inside Flat / B = Inside Height / C = Wire Dia.

Part #	A	B	C
3250 L 3/4	3/4	11/16	3.5mm
3250 L 1 1/2	1 1/2	15/16	4.7mm
3250 L 2	2	1 5/16	4.7mm

CLIP & DEE

Nickel Plated



A = Inside Flat / B = Inside Height / C = Hole
D = Clip Length / E = Wire Dia.

Part #	A	B	C	D	E
1953 3/4	3/4	9/16	3/16	13/16	1/8
1953 1	1	7/8	1/4	7/8	1/8

ZORON

SLIDE

Nickel Plated Stamped Steel




A = Strap Size / B = Slot

Part #	A	B
2301 1	1	3/16
2301 2	2	3/16

GOLF TOWEL HOOK

Nickel Plated




A = Length / B = Snap Opening / C = Wire Dia.

Part #	A	B	C
955	2 11/16	1/2	2.1mm

Steel

CAM BUCKLE Galvanized Steel


Part #	A	B
1092	2	1



A = Length / B = Strap Size

CAM BUCKLE Black Plated


Part #	A	B
1092 BK	2	1



A = Length / B = Strap Size

TOURNIQUET BUCKLE Nickel Plated

Part #	A	B
1234	2 3/8	1



A = Length / B = Strap Size

SLIDE BUCKLE Nickel Plated Sheet Steel


Part #	A	B
5270	2	1 1/2



A = Length / B = Strap Size

LOOP Nickel Plated Welded Steel

Part #	A	B	C
3950 1	1	1/2	4.5mm



A = Inside Width / B = Inside Height / C = Wire Dia.


Steel

ZORON

Steel

LOOP

Nickel Plated Welded Steel (Thin)

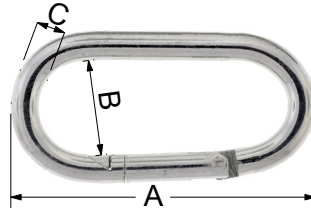


Part #	A	B	C
4950 1.5	1.5	3/8	3 mm
4950 2	2	3/8	3 mm

A = Inside Width / B = Inside Height / C = Wire Dia.

OVAL SPRING SNAP

Zinc Plated

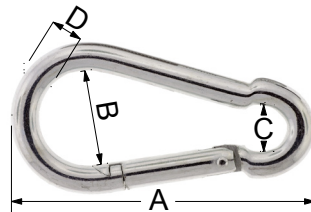


Part #	A	B	C
2438 1/4	2 3/16	5/16	1/4
2438 3/8	4	7/8	3/8

A = Length / B = Snap Opening / C = Wire Dia.

SPRING SNAP

Zinc Plated

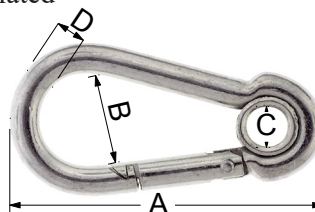


A = Length / B = Snap Opening / C = Eye
D = Wire Dia.

Part #	A	B	C	D
2450 3/16	2 1/8	1/4	1/4	3/16
2450 1/4	2 3/8	1/4	5/16	1/4
2450 5/16	3 1/8	3/8	7/16	5/16
2450 3/8	4	1/2	1/2	3/8
2450 7/16	4 3/4	5/8	5/8	7/16
2450 15/32	5 1/2	1/2	3/4	15/32
2450 1/2	6 3/8	7/8	9/16	1/2

SPRING SNAP WITH GROMMET

Zinc Plated

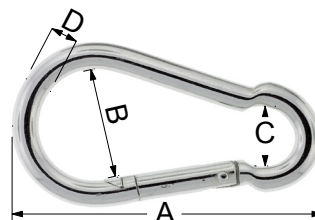


A = Length / B = Snap Opening / C = Eye
D = Wire Dia.

Part #	A	B	C	D
2451 3/16	2 1/8	1/4	1/4	3/16
2451 1/4	2 3/8	1/4	5/16	1/4
2451 5/16	3 1/8	3/8	7/16	5/16
2451 3/8	4	1/2	1/2	3/8

WIDE SPRING SNAP

Zinc Plated



A = Length / B = Snap Opening / C = Eye
D = Wire Dia.


Part #	A	B	C	D
2454 5/16	3 1/2	9/16	5/8	5/16

Steel

SPRING SNAP

Zinc Plated

Part #	A	B	C
2460 1/4	2 1/2	3/8	1/4
2460 5/16	3 1/8	7/16	5/16



A = Length / B = Snap Opening / C = Wire Dia.

RIGID STRAP EYE SPRING SNAP

Nickel or Black Plated

Part #	A	B	C
4390 1	2 5/32	9/32	1
4390 1 BK	2 5/32	9/32	1



A = Length / B = Snap Opening / C = Eye

Steel

ZORON

Malleable Iron

SWIVEL EYE BOLT SNAP

Nickel Plated




A = Length / B = Snap Opening / C = Eye

Part #	A	B	C
225 M 1/2	3	5/16	1/2
225 M 5/8	3 1/8	3/8	5/8
225 M 3/4	3 3/16	3/8	3/4
225 M 1	3 3/8	3/8	1

OPEN EYE BOLT SNAP

Zinc Plated



A = Length / B = Snap Opening / C = Eye

Part #	A	B	C
231 M	3 1/2	3/8	1/2
232 M	4	3/8	5/8
240 M	4 1/4	3/8	5/8
250 M	6 1/8	1/2	1 1/8

WIRE ROPE CLIP

Zinc Plated



A = Cable Size / B = # of Clips Needed

Part #	A	B
601 1/16	1/16	2
601 1/8	1/8	2
601 3/16	3/16	3
601 1/4	1/4	3
601 5/16	5/16	3
601 3/8	3/8	3

RIGID EYE LATCH SNAP

Nickel Plated



A = Length / B = Snap Opening / C = Eye

Part #	A	B	C
820 M 5/8	3	1/4	5/8

RIGID STRAP EYE BOLT SNAP

Nickel Plated



A = Length / B = Snap Opening / C = Eye


Part #	A	B	C
25 M 1	3 1/4	3/8	1
25 M 2	3 3/4	13/32	2

Malleable Iron

SWIVEL STRAP EYE BOLT SNAP

Nickel Plated

Part #	A	B	C
217 M 1	2 7/8	5/16	1




A = Length / B = Snap Opening / C = Eye

SWIVEL EYE SNAP

Nickel Plated

Part #	A	B	C
3142 M 7/8	4 1/8	5/8	7/8



A = Length / B = Snap Opening / C = Eye

SINGLE WHEEL SWIVEL EYE PULLEY

Cast Iron with Bronze Wheel

Part #	A	B
173 3/4	3/4	3/16
173 1	1	1/4
173 1 1/4	1 1/4	5/16
173 1 1/2	1 1/2	5/16
173 2	2	7/16




A = Sheave / B = Rope Dia.

SINGLE WHEEL RIGID EYE PULLEY

Cast Iron with Bronze Wheel

Part #	A	B
174 3/4	3/4	3/16
174 1	1	1/4
174 1 1/4	1 1/4	5/16
174 1 1/2	1 1/2	3/8
174 2	2	7/16



A = Sheave / B = Rope Dia.

Malleable Iron

ZORON

Malleable Iron

ZORON


This page intentionally left blank.

Plastic, Aluminum, Copper

SIDE RELEASE BUCKLE

Black Nylon

Part #	A	B
9003 1	2 1/2	1
9003 1 1/2	3	1 1/2
9003 2	3 5/16	2




A = Length / B = Strap Size

CONTOURED SIDE RELEASE BUCKLE

Black Nylon

Part #	A	B
9004 1/2	1 1/2	1/2
9004 5/8	1 3/4	5/8
9004 3/4	2	3/4
9004 1	2 5/8	1




A = Length / B = Strap Size

HEAVY DUTY LADDER LOCK

Black Plastic

Part #	A	B
9045 1	1 5/8	1




A = Length / B = Strap Size

SLIDE

Black Plastic

Part #	A	B
2302 3/8	11/16	3/8
2302 3/4	1 3/16	3/4
2302 1	1 9/32	1



A = Length / B = Strap Size

BI-SWIVEL STRAP EYE SNAP HOOK

Black Plastic

Part #	A	B	C
919 1	2	13/64	1



A = Length / B = Snap Opening / C = Eye

Plastic, Aluminum, Copper

ZORON

Plastic, Aluminum, Copper

SNAP HOOK
Black Plastic


Part #	A	B	C
988 3/16	2	3/8	3/16

A = Length / B = Snap Opening / C = Eye

RIGID EYE SNAP HOOK
Black Nylon

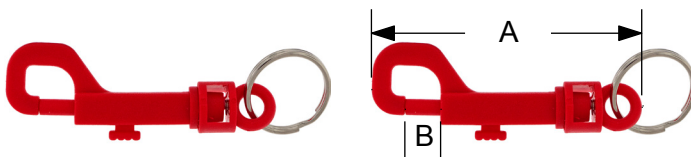
Part #	A	B	C
906 3/8	2 1/3	5/16	3/8

A = Length / B = Snap Opening / C = Eye

RIGID EYE SNAP HOOK
White Nylon

Part #	A	B	C
916 3/8	2 1/3	5/16	3/8

A = Length / B = Snap Opening / C = Eye


SWIVEL EYE BOLT SNAP
Red and Black Available

Part #	A	B
920 1/4	2 7/8	3/8

A = Length / B = Snap Opening

Part #	A	B	C
290 1/16	.375	.25	1/16
290 3/32	.50	.406	3/32
290 1/8	.625	.50	1/8
290 5/32	.688	.562	5/32
290 3/16	1	.656	3/16
290 1/4	1.125	.812	1/4
290 5/16	1.25	1.032	5/16
290 3/8	1.438	1.156	3/8


OVAL ALUMINUM SWAGE SLEEVE



A = Length / B = Width / C = Cable Size

Part #	A	B	C
291 1/8	.575	.492	1/8
291 5/32	.625	.592	5/32
291 3/16	1.00	.671	3/16
291 1/4	1.138	.81	1/4

OVAL COPPER SWAGE SLEEVE



A = Length / B = Width / C = Cable Size

Part #	A
295 1/8	1/8
295 5/32	5/32
295 3/16	3/16
295 1/4	1/4

COPPER STOP SLEEVE



A = Cable Size

Part #	A
296 1/8	1/8
296 3/32	3/32
296 1/4	1/4

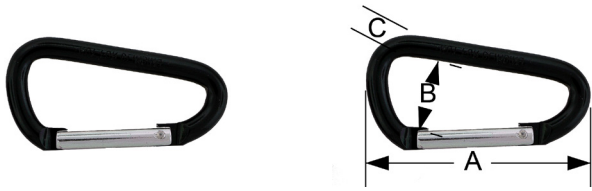
ALUMINUM STOP SLEEVE



A = Cable Size

Plastic, Aluminum, Copper

ALUMINUM CARABINER
Not Load Rated / Assorted Colors



A = Length / B = Snap Opening / C = Wire Dia.

Part #	A	B	C
2453 3/16	2	1/2	3/16
2453 1/4	2 3/8	1/2	1/4
2453 5/16	3	1/2	5/16

PEAR SHAPED ALUMINUM CARABINER
Not Load Rated / Assorted Colors



A = Length / B = Snap Opening / C = Wire Dia.

Part #	A	B	C
2455 3/16	2	7/16	3/16
2455 1/4	2 3/8	1/2	1/4
2455 5/16	3	7/16	5/16

This page intentionally left blank.

Product Information

Our products are manufactured with the finest materials and workmanship available from our domestic and overseas foundries. We maintain a quality control system to assure that goods shipped from our plant are free of defects. All weights and measures are nominal and may change without notice due to ongoing design improvements. Zoron products are fabricated from several different metals. Following are brief descriptions of each material to help you select the best one for the job.

Diecast Zinc

This is a rustproof alloy of zinc and other metals especially suited for metal forming in high pressure casting dies. The metal allows a smooth and attractive product at a lower cost than malleable iron or brass. While it is more brittle and not as strong as malleable iron or brass, its fine appearance, lower cost, and resistance to corrosion have made this a widely used material. Fine quality nickel plating provides the appearance of more expensive chrome.

Stainless Steel

All Zoron snaps of this metal are fabricated from either #304 or #316 stainless steel. #316 stainless is more resistant to corrosion but more costly. Not all products are available in both grades of stainless.

Welded Steel Wire

Zoron rings and "D" rings are made of low carbon steel wire and electroplated with nickel to provide rust resistance and a fine appearance.

Malleable Iron

This metal is formed in sand casting molds and heat treated to provide greater strength. This finished product is electroplated with nickel or zinc to provide rust resistance and an attractive appearance. This is a good choice where strength is required at a modest cost.

Stamped Steel

Zoron wire rope thimbles and rope clamps are made of various thicknesses of low carbon sheet steel and formed by extremely high pressure stamping presses. The finished stamping is electroplated with zinc to provide rust resistance.



Terms & Conditions of Sale

Prices and terms of payment are shown on the invoice. Terms are from date of invoice and not from date the goods are received. Funds are to be remitted to Zoron Manufacturing, Inc., 4553 Technology Drive, Unit 8, Wilmington NC 28405. Payment in U.S. currency only. Prices are subject to change without notice. Prices in effect at time of shipment will apply. Any outstanding balances unpaid on the date when due to Seller shall be subject to a non-refundable finance charge of 1½ % per month until paid. Buyer shall be liable for all legal fees incurred in collecting any unpaid balances. No additional orders will be shipped to customer unless account is maintained in a current status.

Backorders

Unless otherwise instructed, all unshipped items will be backordered and shipped when available. If you do not wish backorders, please state so at time of order. Customers refusing non-cancelled backordered merchandise will be liable for the shipping, insurance, and any COD charges incurred.

Claims

Claims for shortages, defects and nonconforming goods must be made by Buyer in writing within ten days of receipt of goods, and no claims made after the expiration of such period will be allowed. Buyer shall not return any goods without a return authorization. Our liability for material found to be defective is limited to the value of the goods sold.

Returns

Special order items or any returns after 30 days cannot be accepted. Customer will pay the freight cost of the return. In case of wrong items shipped, Zoron Manufacturing will credit the customer for the return freight cost. A handling charge may be assessed where applicable.

Delays

All orders are accepted by Seller upon the express understanding by Buyer that Seller will not be liable for delays in delivery of orders or inability to deliver order caused by or due to inability to obtain transportation or by reason of insurrection, fires, floods, storms, embargoes, actions of any military or civil authorities, whether legal or de facto, strikes, labor difficulties, acts of God or other circumstances beyond control of Seller.

Delivery

The delivery of the goods by Seller to the carrier at the point of origin shall constitute delivery of the goods to Buyer and thereafter the shipment of the goods shall be at Buyer's risk. All claims and allowances for damage to the merchandise incurred in transit must be filed against and presented to the carrier by Buyer.

Freight

All goods are FOB Wilmington, North Carolina. We do not pay freight. Title of goods transfers to the buyer (consignee) at time of shipment.

Minimum Orders

The minimum order is \$75.00.

Sale Terms

All sales are expressly limited to and made conditional upon the terms and conditions contained herein. Objection by buyer to any of the terms contained herein shall be deemed to have been waived if written notice of the objection is not received by seller within ten days of receipt of invoice or acknowledgement or before part of the described goods are accepted by buyer, whichever occurs first.

Payment

By Check: Customers whose checks are returned for uncollected funds will be charged a \$25.00 fee. Customers whose checks are returned a second time will be put on strict COD, cash in advance, or credit card terms (MasterCard, American Express, or VISA.) By Credit Card: We accept MasterCard, and VISA and American Express as a form of payment.

Warranty Disclaimer

We warrant to the original purchaser that the goods sold to such original purchaser are free from defects in material and workmanship under normal use. Our obligation under this warranty shall be limited to thirty days from date of invoice. This warranty is expressly in lieu of all other warranties expressed or implied including the warranties of merchantability and fitness for any particular purpose on our part, and we neither assume, nor authorize any other person to assume for us, any other liability in connection with the sale of these goods. This warranty shall not apply to any part of these goods which have been subject to accident, negligence, alteration, of use or misuse. The term "original purchaser" as used in this warranty shall be deemed to mean that person to whom the goods were originally sold.

Product Safety Notice

If our product is to be used where safety is a factor, the manufacturer should be consulted as to adequacy. **Seller shall have no liability for consequential or incidental damages under any circumstance.** Zoron has no control over buyer or ultimate user's application of our products.



Zoron Manufacturing, Inc.
866-395-4411
866-559-6766 Fax
www.zoronmfg.com